F-TRON
CODE WITH PRECISION

500 PRIME

HANDHELD THERMAL INKJET PRINTER



Cortex-A9 quad core CPU

Direct editing, no need to connect to a computer

Support variable datebase

600DPI High resolution printing

Light weight

Word Height Range

2-12.7mm adjustable

The maximum character of inkjet printer is 12.7mm,
and the font height within this range can be realized.



Small Size

Be easy to carry about

Lightweight design,easy to carry,code spraying at any time



Features





F-TRON
CODE WITH PRECISION

More language

The interface is simple to operate, suitable for customers in different countries and regions





F-TRON

CODE WITH PRECISION

Product Parameter

Print Head	Thermal inkjet 2.5
CPU	Quad core 1.4GHz
Operation System	Linux
Print Distance	Best quality with 2-5mm
Interface	USB, Photocell
Print Resolution	600dpi Maximum
Weight	GW 0.7KG
Dimension	225*135*110mm
Battery	2600mAh @ DC16.8V
Ink Type	Water-based/42ml, Solvent/42ml
Material of Printer	ABS+PC
Print Height	2-12.7mm
Language	Chinese, English, Japanese, Turkish, Arabic, Korean, Spanish, Russia, French, Portuguese, Italian, ect
Adapter	AC input 100~240V; DC output 16.8V/2A
Ink Color	Black, White, Red, Yellow, Blue, Green, Invisible, UV
Print Content	Chinese, English, NumberS, Symbols, QR code, Bar code, Pictures, Dates, Counter
Print Media	Boards, Carton, Stone, Pipe, Cable, Metal, Plastic, Electronic, Automotive parts
Operational Environment	Temperature 0-45℃ (The best:20-30℃) Humidity 40%-60%Rh

F-TRON
CODE WITH PRECISION

Product Details

NO.1 Panel application

It can realize multi-functional operation. The photocell interface can realize the production line coding and improve the production efficiency.



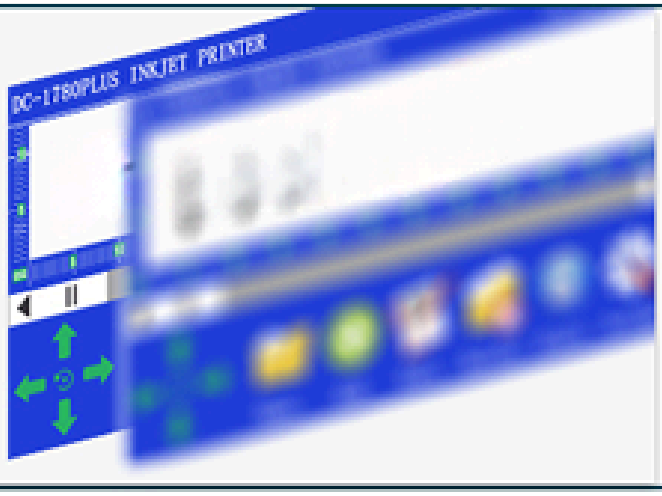

Intelligent touch system NO.2

New and updated inkjet engine,low costand high quality printing performan With HP original imported ink,suitable forall kinds of materials and industries.

NO.3 Large capacity battery

Long-lasting standby with large capacity battery.Long-term work of coding can be realized, frequent charging can be avoided.





Capacity storage NO.4

Internal mass storage, Edit the file and data on machine any time,without conecting PC

NO.5 Quick dry ink cartridge

After using the machine,please take out the ink cartridge from the machine and put it in the clip of the ink cartridge to avoid damaging the ink cartridge.





Coding synchronous wheel NO.6

The synchronous encoder is for precise coding, it can prevent shaking or uneven motion from causing coding failure.

NO.7 Printer handle

The handle of the inkjet printer has a double-sided three-layer concave texture design, which is conducive to holding firmly and not easy to fall off.





Coding button NO.8

When the display interface setting operation is completed, please press the red button when starting to print.















Handheld inkjet printer



Charger



Metal box



Cartridge



Lithium Battery



Support Plate



USB Driver
Touch Pen